

2017

Global **Azure** **BOOTCAMP**



AzureHeads

 autoexec.gr

 SQLschool.gr



dotNETZone.gr
η δύναμη των ελληνικών προγραμματιστών

Application Insights

Track your app's availability,
performance and success

Dimosthenis Stellakis
Software Architect



Problem

- Complex applications
- Difficulty understanding impact of dependencies
- Large hosting environments
- Continuous improvements

How can Application Insights help?

- Monitor our live web applications
- Powerful analytics tools
- Machine learning: Detects anomalous situations before they become problems and alerts you
- Rich search: Look for specific events
- Works on a variety of platforms (.NET, Node.js, J2EE)
- On-Premises or in the Cloud
- Gives you your weekends back

1

Telemetry is collected at each tier: server backend, middleware, web service & browser

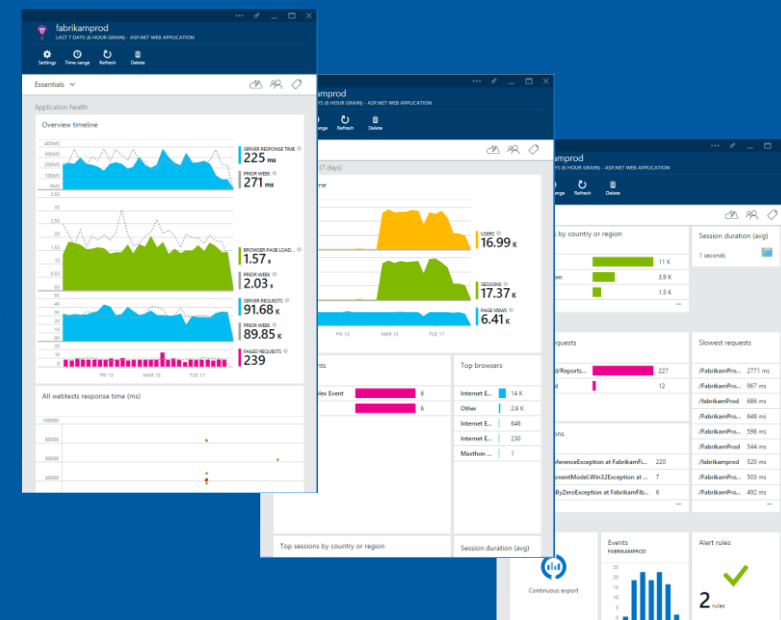


2

Telemetry arrives in the cloud where it is stored & processed

3

Identify, understand and resolve issues with powerful out-of-the-box and custom telemetry



Detect, Triage and Diagnose

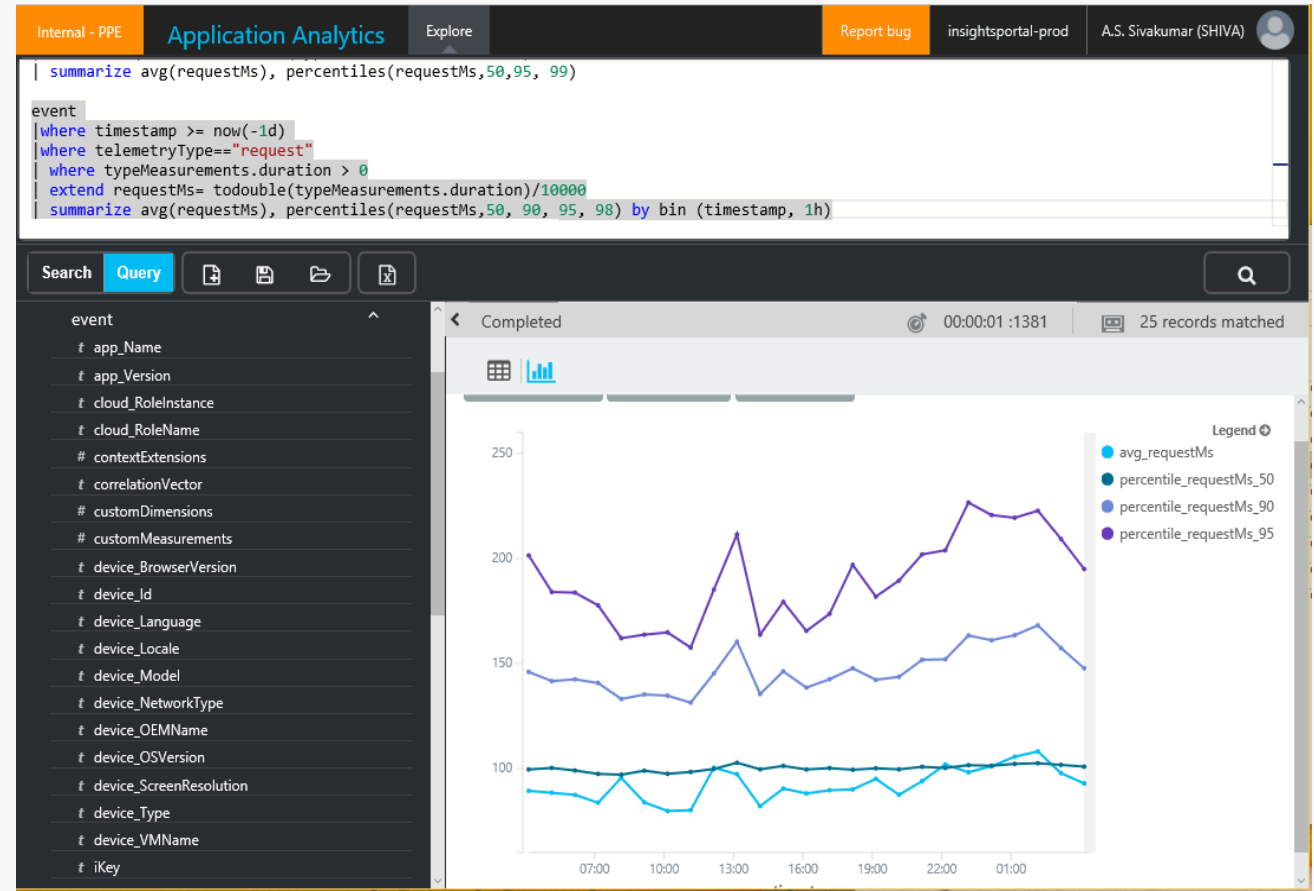
- Detect
 - Proactive alerts, dashboards and live metrics stream
 - Single-URL test / deeper multi-step test
- Triage
 - How much is it happening? What fraction of users are affected?
 - Application map and real user impact
- Diagnose
 - When does it happen? Is it us? What's going on?
 - Exceptions, performance issues, dependency failures

Application Insights portal demo



Interactive analytics

- Powerful big data query engine
- Ad-hoc queries and full-text search
- SQL like query language
- Generate statistical aggregations and visualizations



Analytics portal demo




Setup

- Open source SDKs
- Visual Studio integration
- Supports cloud or on-premises
- Server agent

Platforms and languages

- ASP.NET on Azure or your IIS server
- Azure Cloud Services
- J2EE Servers
- Web pages: HTML + JavaScript
- Windows services and desktop apps
- Node.js, PHP, Python, Ruby, Joomla, SharePoint, WordPress

Demo: Visual Studio Application



Important questions

- Privacy and security
 - No PII data collected, only you can see your data
 - Data is encrypted in transit
- Data storage
 - In Microsoft Azure servers in USA or Europe
- Performance impact
 - Low overhead: Tracking calls are non-blocking and batched

Pricing

Basic plan

- Free for 1 GB/month
- 1.94 € per GB after that
- Continuous Export at additional cost
- 90 Days retention period

Enterprise

- 12.65 € per node per month
- 200 MB per node per day, 1.94 € per GB after that
- Free Continuous Export
- Advanced features (connection with OMS Log Analytics)
- 90 Days retention period

Summary

- Application Insights: <http://aka.ms/AIGetStarted>
- Detect issues as they occur and fix before they start affecting your users
- Answer questions with powerful query language
- Diagnose problems from within your development environment
- Free to get started
- <https://azure.microsoft.com/en-us/services/application-insights/>
- <https://docs.microsoft.com/en-us/azure/application-insights/>
- <http://www.azureheads.gr/>



<https://aka.ms/cc9cf1>

Thank You

